



Panther Press

A weekly publication of the Georgia Academy for the Blind

Thanksgiving Edition, November 18, 2016

Dr. Cindy Gibson, Superintendent
2895 Vineville Avenue
Macon, GA 31204
478-751-6083
www.gabmacon.org



Georgia Academy
for the Blind - GAB

Mission Statement: The Georgia Academy for the Blind will provide quality education services to Georgia's students with visual impairments and/or visual impairments in conjunction with other disabilities to prepare them to achieve their highest level of independence in transition to college and career readiness.




Success! Nothing Less!

November 21-25 Thanksgiving Holiday

November 28: Return from Thanksgiving Holiday

December 3: "Dining in for Health Families" Day (story below)

December 6: Floyd County Drop In RPM 5:30-7:30 Country Inn & Suites, 15 Hobson Way, Rome, GA 30161



December 8: Student Holiday Party, 11:30 – 1:00 School Council afterwards. *(See article inside about new School Council members).*

December 16: Holloway's Happy Holidays Concert and Applebee's Art Show *(Programs for parents/guardians are before and after the show)!*

December 19-January 6: Happy holidays!

January 9: School starts back!

January 16: Martin Luther King Jr. Holiday

February 16: Braille Challenge *(Program for parent/guardians is being planned).*

February 20: Presidents' Day Holiday

March 27-31: Spring Break

April 6: High School Prom

April 27-30 Senior Trip

April 17: Easter Holiday

May 15: Mother's Day Holiday

May 26: Last day of school and Graduation

2017



Give it your best
Achieve your goals
Be respectful



Do the Math!

Fall brings great agriculture products and beautiful foliage in Georgia. Did you know these items of nature are also perfect tactual objects to help reinforce math skills?

Counting, grouping, sorting adding, subtracting and multiplying! Go on a nature hunt with your child and create a collection of leaves, various nuts, cotton blossoms, or other fall items. Work together to **group** the items and **count** various sets of the items.

Compare the leaves and arrange from smallest to largest.

Which is larger, a peanut, pecan or acorn?

Count the acorns, peanuts, pecans etc. Compare the sets and ask *which set is greater than, less than or equal?*



Group the items together by 2's to determine if the amount is odd or even. Group and count the items by 5s and 10s to 20, 50, or even 100!

If you have 5 leaves and 2 acorns, how many nature items do you have in all?

If you have 9 acorns and want to feed them equally to 3 squirrels, how many would each squirrel get?

Measuring and timing! Racking leaves and pine straw is good exercise. Predict how long it will take. Set a **timer** to see who finishes first! Lie on the ground and measure how many leaves tall you are. Then take turns **measuring** each other and compare their differences.

My arm is 20 leaves (or pine straw) longs. I wonder how many acorns long it will be?

Who will be the most leaves long?

Weighing! Compare the different items and arrange from **lightest to heaviest**. Estimate the **weights**.

Which would weigh more, a sack of dry or wet leaves?

Is an acorn heavier than a cotton blossom?

The Volume of Materials! Help determine **how many items** takes to fill a cup, bowl or basket.

Will it take more cotton blossoms or acorns to fill up this cup?



Adapted from <http://www.teachingvisuallyimpaired.com/autumn--trees-math.html>



We are so grateful to Tommy and Rachel Towery for their faithful service as our School Council President and Vice President who have served for two years. Their term has come to an end and **we are seeking nominations for their position and two other parent/guardian seats on School Council**. The School council meets four times a year and can be attended in person or via phone conference. School Council is made up of parent/guardians, two teachers, Frank Reynolds, Director of Residential Services and Dr. Gibson, School Superintendent. The school Council is an advisory committee that provides feedback and suggestions to the school administration. The purpose of the meetings is to keep parents and community stockholders involved in our decision making processes, to inform them of our budgetary plans and needs, and to inform them of all the programs and possibilities offered to our students here at GAB. The meetings are published in advance, are open to all, and minutes are available to anyone upon request. The next meeting is December 8th and we need the nominations before then. You may make your nomination by emailing Kelly Moorman at Kmoorman@doe.k12.ga.us



Character Education

Word of the quarter: **COMPASSION**

Showing concern and empathy for others.

Word of the Week: **GENEROSITY**

Willingness to give and share unselfishly

We make a living
by what we get,
but we make a life
by what we give.
Winston Churchill



NFB Jernigan Institute Helps Santa Sends Letters to Boys and Girls

Once again, our friends from NFB are helping Santa to braille and send letters to children all over the world. If you would like for your child to receive a personalized letter, sign up here! <https://nfb.org/santa-letters> Deadline is December 16!



Ms. Griffith's class made a tactile Native American village complete with teepee's, land, river, campfires and totem poles. We have enjoyed having this adorn our media center all week!



"Dine In" With Us!

www.aafcs.org/FCsday

#FCsday #healthyfamselfie



Mark your calendar for December 3 and join students and their families all across our nation for **"Dining In for Health Families" Day** Sponsored by the **American Association of Family and Consumer Sciences (AAFCS)** who explain: "no matter what your family make-up is, where you live, or what your dinners are like, you can be part of **The Family Dinner Project**. The only thing you need to do is share a meal with the people who are closest to you. There are many resources to help you improve your family dinners and meet your dinnertime goals! Choose the options that work best for you. Just as there's no one right way to be a family, there's no one right way to have a family dinner."

After signing up in the link below, we would love to hear from you that you are doing this! Go here to sign up: <https://docs.google.com/forms/d/e/1FAIpQLSciI6gSEIMQs0DFBsbJE2lC9psUJX1NgPgAhHRg1VviLa6wOQ/viewform?c=0&w=1> You may even win a prize!





GAB teacher, Ms. Eckman is featured in the *Atlanta Journal and Constitution*! Read all about it here!

<http://getschooled.blog.myaic.com/2016/11/14/great-georgia-teachers-lauren-eckman-brings-out-potential-in-visually-impaired-students/>



Teachers and administrators helped make our Thanksgiving learning activities fun and delicious!



Try this at home!

Roll-A-Turkey





Take turns rolling a die. First one to finish drawing a turkey is the winner.

Roll-A-Turkey




Draw a head.



Draw a body.



Draw 1 wing.



Draw 1 foot.

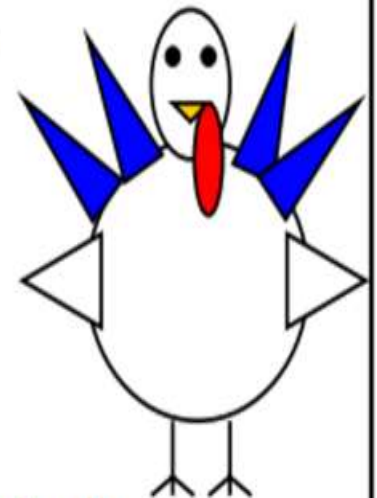


Draw a face and wattle.



Draw 1 feather.

See how Mrs. Barfield made this a tactile experience!



Your turkey is finished when he has a body, a head, 2 wings, 2 feet, a face with a wattle and 4 or more tail feathers.